



BLACK FRIDAY & SATURDAY SHOP SMALL SALE NOV. 26-27

Fat Quarters as low as \$2ea.
The more you buy the more you
save!

Christmas fabric 25% off.

Down the Hall Sale fabric \$3/yd, 1 yd cut minimums.

LITTLE HOUSE ON THE PRAIRIE FABRIC HAS ARRIVED!



November 20, 2015

This story is about broken toilet seat lids in Yellowstone. I know, not what you were expecting, given the weather, wind, snow, ice, etc. But it's pointless to talk about all the blown over semis on I-25, or the ice in the parking lots, or the 5 different weather models that don't quite get it right for Cheyenne, or the Accuweather forecasts that tell you the snow will stop in 4 minutes 15 minutes ago. It's winter. We have 5 more months of this.

No, I want to talk about cross cultural miscommunications and I want to preface this story by saying I'm not poking fun at any cultures-other than the culture of making signs.

I learned about cross cultural communication during an interim course at Hastings College. Actually, it was just a holiday trip to Venezuela to visit a friend, but we talked the professors into giving us credit for the trip. To be fair, the interim term (January) is designed to allow students to travel-granted, that travel usually involves professors and a connection to some discipline: art (go to museums), biology (go scuba diving somewhere), literature (travel to England, which as we all know is where Shakespeare came from), history (travel to Russia). You get the idea.

Because neither of spoke Spanish, our options were limited as to what we could reasonably study. The Spanish teacher suggested that we study cross cultural communication: US vs Venezuela. And he gave us some things to watch out for.

For example, the etiquette of not standing in line, like at a bank to get a check cashed. Our professor told us that in some Latin American countries the banks first check to see if there is enough money in an account. That can take time (remember this story comes out of the 1970s). Instead of waiting in line, customers loiter away from the teller window, so others can come to the window for their business. Americans stand in line to wait, normalcy for the US. So an American standing in line in a Latin American country can get elbowed out of the way by an irritated local. Both individuals think the other is rude, when instead it's just a different approach.

So our task was to observe different customs in order to make us wiser in the ways of other cultures. In actuality, we had a good holiday, took pictures and basically learned how our host family celebrated the Christmas/New Year's holidays. And I got sunburned on the last day when we went to the beach where I learned to body surf. But I am a better international traveler as a result of that class. I don't always assume that my way is the right way.

So what does this have to do with broken toilets in Yellowstone? I knew you were wondering. It turns out that most of these toilets were in a high use area where tour buses unloaded-Asian tour buses. Can you see where this is going? Public restrooms in China typically don't have seats-you squat and aim for a hole.

"They're used to squatting on the toilets," a spokesman said. "That's a cultural expectation in China for a public restroom, which is obviously very different from our expectations." And that's how the toilet seat lids got broken. 42 of them.

Get the picture? Can you imagine the balancing act that must take place when you try to stand on the lid of a toilet. I've never tried it, but I have sat on some lids that shift because the hinges are a bit unstable. I can't imagine trying to stand on one--I don't think my bionic knees would bend that far. And I don't even want to think about aiming, if you get my drift.

But now comes the funny part-because I clearly do not want to make fun of the cross cultural miscommunication that is going on here. The funny part is: the Park is going to make signs demonstrating the proper way to use American toilets. Because unlike being observant in a bank & discovering that lines are impractical, in a restroom you typically don't get to watch what other people do. So a foreigner's confusion as to what to do in an American restroom is understandable.

I can't wait to see what they come up with. So next year, if you visit Yellowstone, don't be surprised to find a sign demonstrating the proper way to use American toilets. Yup. I can't wait to see the pictures. I may just have to go to Yellowstone to see for myself.

And you wonder why there are signs on lawn mowers that tell you not to put your fingers inside the blades when they are turning. Let's not even imagine what must have happened to make that sign happen.

FABRIC IS HERE! LITTLE HOUSE ON THE PRAIRIE QUILTS!

We will be highlighting 5 quilts (see 4 of them below) to go with the Little House collection. In the store, you will see a Log Cabin quilt (sample is done with one of the first Thimbleberries collection); a Bear's Paw quilt (done with Smithsonian fabrics); a Flying Geese quilt (done with Downton Abbey fabrics) and a Churn Dash--in Little House fabrics, and a 9-patch done in Little House fabrics.




Fabric will be \$11.80 per yard. Fat quarter bundles of the Flowers: \$69. Walnut Grove: \$54. Icons: \$36. Bundle of all fats: \$159.

If you are interested in getting any of the fabrics, we will take pre paid orders. Fat quarter bundles will do at least two quilts. Additional fabrics will be needed for borders and backgrounds.

Log Cabin Quilt 90" X 90":



Bear's Paw 81" X 93"



Churn Dash 77" x 77":




Flying Geese 58" X 72":

WHAT'S NEW!!

From Free Spirit:



(Tim Holtz)




From Red Rooster:



From Free Spirit:







flannel:

From Moda:



From Hoffman:





From Quilting Treasures:



From Free Spirit, Tim Holtz:



A kit!

Purrfectly Pieced

We have all of the flannels for Bonnie Sullivan's newest: Purrfectly Pieced. We have 2 kits with all of the flannel (not the patterns right now, sorry) and we have 2 sets of individual patterns kitted (have sold a couple). Make sense? If you want to do the whole quilt, we have the flannel cut for the project. If you just want to make one block, we have individual patterns kitted. Kits are limited right now, and we need to get a few more patterns in. If you are interested, and we sell out, just let us know. We have enough flannel to make a few more kits.



Kits for the entire project (minus binding & backing) are \$93. Individual patterns, kitted with fabric, are \$20.

November Classes & Special Events

NEW TIME

Machine Applied Binding

Mon. Nov. 9 1-3 OR Dec. 13 1-3 \$20

Barb Boyer


This style of binding uses cording to help keep the binding straight & true. Bring a small quilt, your binding and your sewing machine-check the supply list to make sure you have the right tools (cording, the correct foot, binding cut at the correct width). Putting binding on by machine cuts your time more than in half-and by using cording, you can have a perfectly applied binding with no messy "oops" where your stitching just didn't quite catch the binding on the back side.

Tree Skirt

Sat. Nov. 14, 3-6 & Nov. 28, 1-5 \$20

Barb Boyer

The tree skirt from Bear in the Woods book, an Eleanor Burns, Quilt in a Day book. You can do pieced Christmas trees, and a moose or 2 (complete with hoof prints) or just make it in 2 colors. Extra sizes will be provided, in case you have large Christmas trees. The "skirt" can also be used as a table topper (if you don't cut a hole in the center).



Pillow Case Party

Sun. Nov 29 1-4 FREE

If you've never made a pillow case, or just want some time to sew a pillow case, this class is for you. This is a great mother/daughter styled class and pillow cases make great presents.

December Classes & Special Events

Beginning Machine Applique Wed. Dec. 2 6-9 \$25

Barb Boyer

So many quilts use applique these days. Learn the ins and outs of machine applique, from points to curves. We will practice the button hole/blanket stitch, satin stitch, and you can also play around with your decorative stitches. Threads, fusibles and stabilizers will be discussed.

Arcadia Avenue Thurs. Dec. 3 & 17 ongoing

Finish Your Quilt Sale Dec 5

Bring your finished quilt top to the store, and we'll help you find the perfect back and binding. Plus, we'll give you 20% off your backing, binding and/or batting. It's time to finish your quilts!

Block of the Month Sat. Dec 5, 10:30-11:15 FREE

Barb Boyer

Join at any time. You get a free fat quarter if you come to class with the previous month's completed block. This year we're making a neutrally colored quilt (tans, taupes, greys, etc.)-come to class in January to see an example.

Christmas Ornaments Sat. Dec. 5, 1:30-3:30 \$20 Barb Boyer

These ornaments are fused & sewn, from Happy Hollow Designs. They are quick & easy and you can get several done in no time. Great for gifts. Kits are required for class, so sign up early so that I can get all the kits ordered.

Monthly Minis First Saturday of the Month, Jan-Dec. 4-6 ongoing

Finish Your Quilt Sale Dec 5

Bring your finished quilt top to the store, and we'll help you find the perfect back and binding. Plus, we'll give you 20% off your backing, binding and/or batting. It's time to finish your quilts!

Knit Pickers' Club Thurs. Dec. 10, 6-8:30

Carol Moler

Every second Thursday, we're getting together to practice our knitting. The Club is open to all skill levels. We want to share what we've learned, find new patterns, and simply just sit and knit. You can start simply by making a dishcloth. Carol will teach you the essentials to get you started. For those of you who already know how to knit, you can still join the club--it's time for you to simply sit & knit & share ideas.

Hand Embroidery Club Sat. Dec. 12, 10-noon FREE
Kathy Sconce

(Club normally meets the 2nd Sat. of each month from 10-noon)

This year we're doing birds-state birds. We will have between 40-50 birds (some states use the same bird) for you to stitch. Various setting for turning the birds into a quilt will be provided. Color suggestions for the birds will also be offered. As a bonus, you will get the state outlines, state flowers, and other patterns to compliment the birds. You can join anytime.

Drunkard's Path Sat. Dec. 12, 1-4 \$20
Stay tuned for more information

NEW TIME
Machine Applied Binding
Dec. 13 1-3 \$20
Barb Boyer

This style of binding uses cording to help keep the binding straight & true. Bring a small quilt, your binding and your sewing machine-check the supply list to make sure you have the right tools (cording, the correct foot, binding cut at the correct width). Putting binding on by machine cuts your time more than in half-and by using cording, you can have a perfectly applied binding with no messy "oops" where your stitching just didn't quite catch the binding on the back side.

Origami Bags Sat. Dec. 19 1-4 \$20
Barb Boyer

These bags make great gift bags, just in time for Christmas. You can use them to hold your knitting, your English paper piecing, Nook readers-actually anything, because you can make them in any size. For the standard bag, all you need is 2 fat quarters, but bring more than 2 fats: you will want to make several bags, as they are so quick & easy.

November 2015

Sunday	Monday	Tuesday	Wednesday	Thursday	Friday	Saturday
1 CLOSED	2	3	4 Beginnin g Quilt 6- 8:30	5 Arcadia Avenue 6-8:30	6 Open Sew1-4	7 BOM 10:30- 11:30 Christmas Ornaments 1:30-3:30 Monthly Minis 4-6
8 Beginning Quilt 1-4	9 Machine applied Binding 1-3	10 Christma s Quilt 10:30-5	11 Hand quilting 1:30-4	12 Knit Pickers' Club 6-8:30	13 Let's Finish Downton Abbey 1-4	14 Embroider y Club 10- noon Binding 1- 2 Tree Skirt 3-6
15 Beginnin g Quilt 1-4	16	17	18 Beginning Machine Quilting 6-9	19 Arcadia Avenue 6- 8:30	20 Open Sew1-4	21 Little House: Laura's Log Cabin in the Woods 10:30-5
22 Moved to Dec.	23	24	25 Full Moon	26 Thanksgivin g Closed	27 Bertie' s Year 1- 4 Friday Nighters 5:30 -?	28 Tree Skirt 1-5
29 Pillow CaseParty 1-4	30					

--	--	--	--	--	--	--

HAND APPLIQUE CLUB

This is a get-together & stitch class. Many of us are trying hand applique these days-- patterns are calling for a lot more applique. The club is designed for quilters who already do some hand applique, but beginners are welcome as well. We will share techniques, suggest patterns, talk about threads and, in general, just stitch. A little quiet time away from the distractions of home is what we need to get our projects done.

HAND EMBROIDERY CLUB

If you want to learn to hand embroider or just brush up your technique, join us on the second Saturday of the month from 10 to noon. We provide free vintage patterns, and this year we will have free patterns of girls with hats, that you can embroider, embellish and color. Each month Kathy Sconce shows us a new stitch to try, plus, she guides us through thread choices, how to knot, fabrics to use, and tracing techniques.

Knit Pickin' Club

This is another get-together class to sit & knit, work on our projects, share information and get some help. We will share techniques, suggest patterns, but mainly we'll sit & knit (or pick).

Toad Toters

On full moon days (as noted in the calendar) you will get 20% off all purchases (not otherwise discounted) that you can fit in your bag. You must bring your bag to participate. Full Moon Days: September 27; October 27; November 25; December 25 (I'll figure something out. I'm not coming in on Christmas).

Discount Policy

We will honor only one discount -- whichever is largest. You can't combine a 10% with a 25% discount to get a 35% discount. On this we can't be bribed.

Color of the Month

September orange/yellow; October green; November flannels; December red.

Join the fun and come feel the difference of quality fabrics.

December 2015

Sunday	Monday	Tuesday	Wednesday	Thursday	Friday	Saturday
		1	2 Beginning Machine Applique 6-9	3 Arcadia Avenue 6-8:30	4 Open Sew 1-4	5 BOM 10:30-11:30 Christmas Ornaments 1:30-3:30 Monthly Minis 4-6
6 CLOSED	7	8	9	10 Knit Pickers' Club 6-8:30	11	12 Embroidery Club 10-noon Drunkard's Path 1-5
13 Machine Applied Binding 1-4	14	15	16	17 Arcadia Avenue 6-8:30	18 Open Sew 1-4	19 Origami Bags , 1-4
20	21	22	23	24	25 CLOSED Full Moon	26
27	28	29	30 Year End Sale, Toad Toters 3-7	31 Year End Sale 10-6		